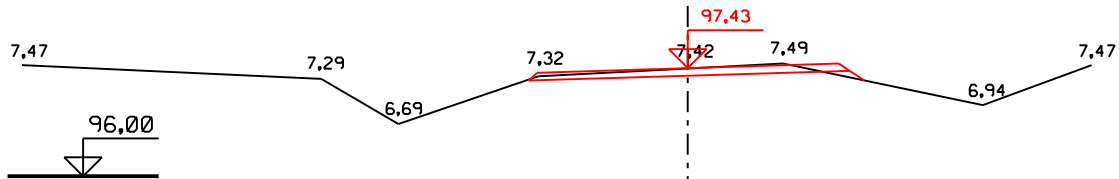


# PŘÍČNÉ ŘEZY C1 "K OBEC. LESU"

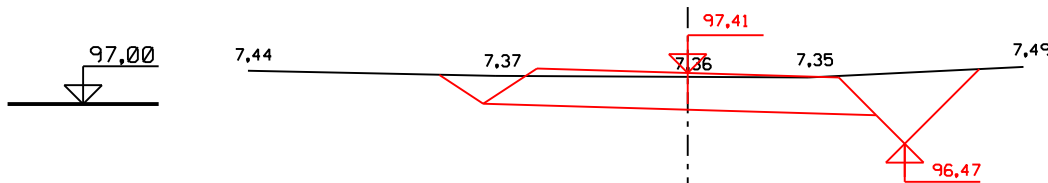
M 1:100

P.Ř. č.1 km - 0,010



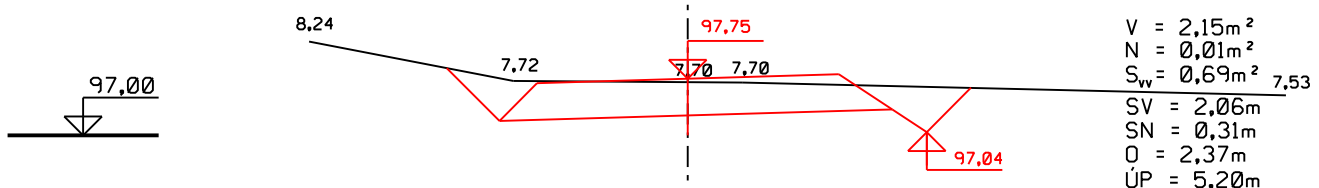
V = 0,01m<sup>2</sup>  
N = 0,17m<sup>2</sup>  
S<sub>w</sub> = 0,44m<sup>2</sup>  
SV = 0,00m  
SN = 0,23m  
O = 0,23m  
ÚP = 4,24m

P.Ř. č.2 km 0,011



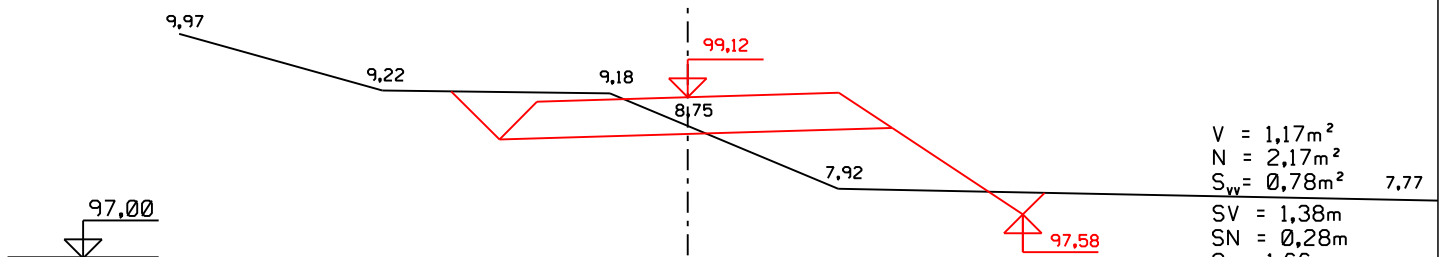
V = 2,42m<sup>2</sup>  
N = 0,02m<sup>2</sup>  
S<sub>w</sub> = 0,71m<sup>2</sup>  
SV = 2,30m  
SN = 0,34m  
O = 2,64m  
ÚP = 5,20m

P.Ř. č.3 km 0,024



V = 2,15m<sup>2</sup>  
N = 0,01m<sup>2</sup>  
S<sub>w</sub> = 0,69m<sup>2</sup>  
SV = 2,06m  
SN = 0,31m  
O = 2,37m  
ÚP = 5,20m

P.Ř. č.4 km 0,069



V = 1,17m<sup>2</sup>  
N = 2,17m<sup>2</sup>  
S<sub>w</sub> = 0,78m<sup>2</sup>  
SV = 1,38m  
SN = 0,28m  
O = 1,66m  
ÚP = 5,20m

F.2.2.1.